

Madison County Coin Club

of Huntsville, Alabama



Volume 25, Issue 6

June 2025

**Our next meeting
will be at the
South Huntsville Public Library
7901-L Bailey Cove Rd SE
Huntsville, AL 35802
On June 16, 2025
from 6:00 – 7:30
Doors Open at 5:15**

INSIDE THIS ISSUE

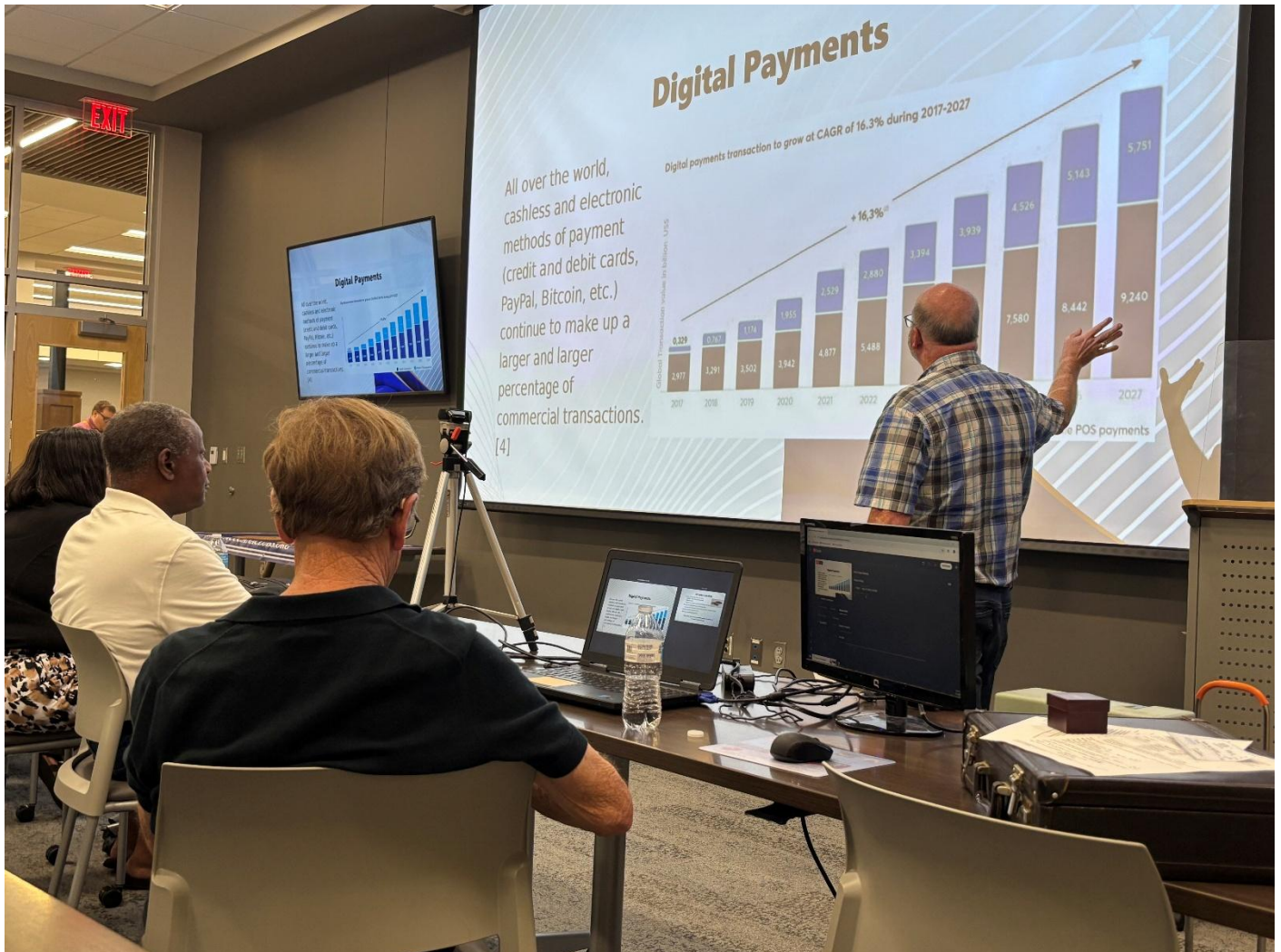
- 1** [President's Corner](#)
- 6** [ANA News](#)
- 7** [A Titanic Journey](#)
- 13** [Canadian 5-Cent Type Coins](#)
- 16** [The Club's Auction Procedures](#)
- 19** [The Tudor Beasts Collection Part 4](#)
- 22** [Some Scenes from the Coin Show](#)
- 28** [Can You Identify this Coin?](#)
- 30** [Members' Notices](#)
- 36** [Club Information](#)

June is our Annual Auction and Potluck Celebration



The June meeting is our annual mid-year potluck supper. Please bring a dish to share with your fellow club members. Also, it is our auction and bourse night. If you wish to participate in our auction, please read the rules and procedures which you can find later in the newsletter.

Some Scenes from our last Meeting



The crew prepares for the meeting

Please bring a coin, medal, note, or something for Show-and-Tell.



Chad receives his certificate.

Madison County Coin Club Website Update

Our club's website (<http://mccc.anacclubs.org/>) has two links that will give you access to all our previous newsletters dating back to 2005. We also have a link to programs that are presented at club meetings.

Read our previous newsletters at: <http://mccc.anacclubs.org/newsletters/>

View our previous presentations at: <http://mccc.anacclubs.org/programs/>

Last Meeting's Door Prizes




Each meeting the club gives away several door prizes. The winners at our last meeting were:

First Prize:	Raphael Abanses	Silver Eagle
Second Prize:	Gerry Steele	Two 1/10-ounce silver eagles
Third Prize:	Patricia Douglas	Alabama Innovation Dollar

A Titanic Journey

By Aaron Wales



Over Spring Break, my mom and I visited Ireland, Northern Ireland, and Scotland. While in Northern Ireland, we visited the Titanic Belfast Museum which is located on the site where they built the Titanic. The museum included the history surrounding the making of the Titanic, what it would be like to travel on the Titanic, and the sinking of the Titanic. It included many interesting artifacts and some were even from the Titanic. It included the keys to the lookout's binocular box that were taken off the ship before it set sail and a life vest worn by a survivor. It also included a ride that showed the jobs and conditions of workers on the Titanic. If you are ever in Northern Ireland, I would definitely recommend visiting the museum.



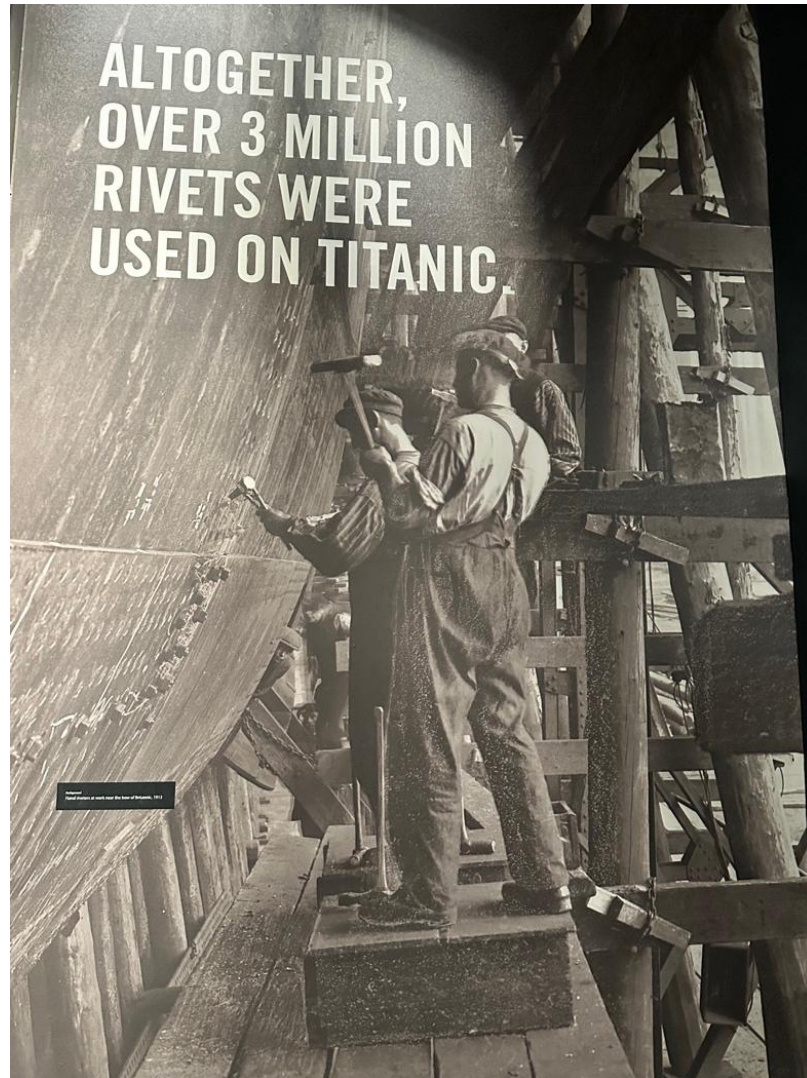
At the gift shop, we purchased a Titanic medal that is very detailed and has a lot of meaning. The obverse shows a photo of the Titanic out at sea with the words "Titanic: Queen of the Ocean." The Titanic was called the Queen of the Ocean once it set sail since it was the largest and most luxurious ship of its time. On the left is the White Star Line logo and on the right is the initials H and W, Harland and Wolff, logo. The White Star Line owned and operated the Titanic and Harland and Wolff

built the Titanic. The bottom shows where it was built, Belfast, and when it set sail, 1912.

The reverse includes a white star in the middle with the words “White Star Line; State Room,” surrounding it. The state rooms were the private cabins on board the White Star Line ships. Surrounding the star are the words “R.M.S Titanic; Belfast 1912; Queen of the Ocean.” The R.M.S. title stands for Royal Mail Ship. This meant the ship was contracted to carry mail for the British postal service. The Post Office and mail room were on decks F & G. There were five postal workers tasked with sorting mail that had been brought on board. There were 3,364 bags in total. They were also responsible for letters posted by crew and passengers on-board.



Construction of the Titanic began on March 31, 1909 at the Harland and Wolff shipyard in Belfast. This was also the same place where the Titanic's sister ship was built, the Olympic. Titanic was made specifically for the White Star Line and was designed by Thomas Andrews to be a Trans-Atlantic travel ship. To build it, they used 2000 1-inch-thick plates held together by around 3 million rivets. The area they used to build it was 882 feet long and included the Arrol Gantry crane system, which helped build the Titanic. The ship was built around a steel frame, the ribs, which helped support the ship's shape. The ship also included two reciprocating engines and a turbine engine, which were all powered by 29 boilers. At its height, Harland and Wolff had 14,000 people working on the Titanic, with 3,000 working on it directly.

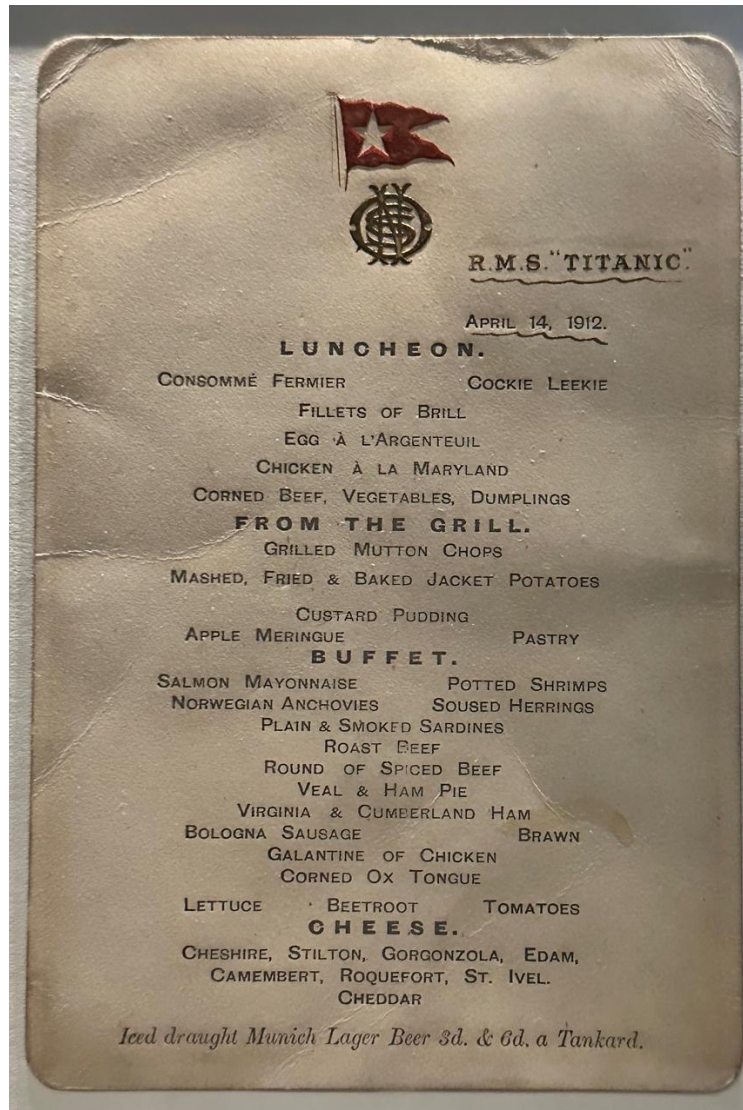


The Titanic was made up of 10 different floors, each with its own different purpose. The decks were the Boat deck, Promenade deck, passenger decks B through G, Orlop deck, and the Tank Top. The Boat deck, or the top deck, was mainly used as an area for lifeboats. The Promenade deck, or Deck A, was used as an area for activities like walking and recreation by the First-Class passengers. The passenger decks housed the cabins for the First, Second, And Third- Class passengers and also included areas like the reading and writing room, lounges, and dining areas. The Orlop deck was used as an area to house the crew and also included all the cargo on the ship. The Tank Top was the main machinery area and included the ships boilers, engines, turbines, and electrical generators. The ship was also split into 16 different sections so that if two or three started leaking, the ship would be able to sail to safety.

Titanic had three massive propellers which drove the ship. The two wing propellers had a diameter of over twenty-three feet. That's as high as a double decker bus. The central propeller was sixteen feet six inches in diameter. The image below with workers gives one some perspective on their size.




On April 2, 1912, the Titanic set sail from the Harland and Wolff shipyard on its maiden voyage and over 100,000 people came to see it departing. Before it headed to New York, the Titanic had to make three stops in order to pick up passengers: Southampton, England; Cherbourg, France; and Queenstown, Ireland which increased the total passengers to 2,224. The ship departed Southampton on April 10th and was supposed to arrive in New York on April 17th but sadly, the tragic sinking of the Titanic on April 14th stopped the journey. Below is an image of the lunch menu on the day of the sinking.




At 11:40 pm on April 14, 1912, the Titanic struck an iceberg that would lead to the sinking of the ship. Even though they received multiple warnings about ice, the Titanic was going too fast and was not able to avoid the iceberg in time. Since the Titanic's lifeboats were meant to be used to ferry passengers to other boats, there were not enough lifeboats on board. Also, a lack of preparedness caused many of the lifeboats to be launched without being completely full which contributed to a larger death count. Additionally, the closest ship did not receive the radio signal sent out and was not able to save any passengers. At 2:20 am on April 15th, the Titanic's hull split into two pieces and shortly after, it sank into the ocean. Most passengers in the water died in minutes due to hypothermia and cold shock. Luckily, the RMS Carpathia came an hour after the sinking and was able to rescue 710 survivors by 9:15 AM.

At the museum, you can see a violin from a member of Titanic's orchestra. It was an octet orchestra primarily performing chamber music. They performed for the first class sections of the ship. All members of the orchestra perished with the ship. The expression "and the band played on" refers to the Titanic's orchestra playing until the ship sank. The Titanic's orchestra, led by bandmaster Wallace Hartley, continued to play music to try and keep passengers calm as the ship was sinking.



The museum reflects the tragedy of the Titanic's sinking. There is an area marking the names of all passengers, those that were saved and the 1,500 that lost their lives. There is also an area which feels like one is under water. It is reflecting the Titanic's current location some 12,500 feet below in the North Atlantic Ocean.



Visit us on the web at <http://mccc.anacclubs.org/>

Canadian 5-Cent Type Coins

By Keith George

The Canadian 5-cent piece has a rich and varied history that reflects both Canada's development and changes in global economics and minting technologies. Since its inception, the coin has undergone numerous transformations in terms of design, composition, and size. These changes have resulted in several distinct types of 5-cent coins, each with its own story and place in Canadian numismatics.

The earliest Canadian 5-cent piece was the silver 5-cent coin, often referred to as the "fish scale" due to its small, thin size and silver content. Minted from 1858 until 1921, this coin was composed of sterling silver and bore a design significantly influenced by British coinage, with Queen Victoria, Edward VII, and later George V featured on the obverse. Despite its small size, the coin held significant purchasing power in its day. However, due to rising silver prices and its impractical size, it was eventually phased out in favor of a larger, more durable coin.

In 1922, Canada introduced the nickel 5-cent coin, a major shift in composition and design. Made from pure nickel, these coins were significantly larger and thicker than their silver predecessors, making them more user-friendly and cost-effective (at that time) to produce. This coin also introduced the beaver to the reverse side, which became an enduring symbol of Canadian coinage. The nickel composition remained standard until the mid-1980s, when changes in metal prices and minting technology prompted further modifications.

Similar to the United States, war time needs resulted in a change in composition of the "nickel". The tombac and steel 5-cent coins emerged during World War II, when nickel was a critical war material. In 1942 and 1943, the Royal Canadian Mint used tombac (a copper-zinc alloy), and in 1944 and 1945, the



coins were made of chrome-plated steel. These war-time nickels also featured a distinctive “V” for victory and a torch design, symbolizing Canada’s support for the Allied war effort. These coins are popular among collectors not only for their unique composition but also for their patriotic symbolism. This symbolism is highlighted by the inclusion of Morse code that runs clockwise along the edge. It begins just to the left of the letter “N” in the word “CENTS” and spells out “WE WIN WHEN WE WORK WILLINGLY.”

This was just the first of several times the 5-cent piece served as a medium for national storytelling and commemoration. While the standard beaver design introduced in 1937 has dominated the design, the Royal Canadian Mint has issued several commemorative 5-cent coins over the years. These special issues have marked significant anniversaries, historical events, and national themes, offering a unique window into Canadian history, identity and values.

In addition to the war time issues, another notable commemorative came in 1967, marking the centennial of Canadian Confederation. As part of a full set of redesigned coins for the celebration, the 5-cent piece was given a new look featuring a hopping rabbit.

More recently, the Royal Canadian Mint has issued limited-edition 5-cent coins to mark specific anniversaries and themes, often using color and advanced minting technology. For instance, a series of special issues that highlighted the anniversaries of major events related to

World War II brought back the beloved “Victory” design as dual dated circulation issues but also silver numismatic versions that were colorized and even a selectively gold-plated. These special releases were available as part of the special edition mint sets from the RCM.



Other numismatic issues include a 2000 marking the centennial of “Les Voltigeurs de Québec” (a historic regiment of the Quebec infantry), a 2001 commemorative featuring the Royal Military College, and a 2002 commemoration of the Battle of Vimy Ridge. All of these pieces were minted in silver for collectors.

Current Canadian 5-cent coins have also been issued in a variety of finishes including Proof, Proof-like, Specimen (similar to “enhanced” sets issued by the US Mint), and the annual uncirculated sets.

Considering the number of commemoratives, both circulating and NIFCs, as well as several compositional varieties, a Canadian 5-cent type set is an interesting and affordable set to pursue.



The Club's Auction Procedures

Consignment:

- **Only members that are current in their dues may make consignments to the auction.**
- We recommend that if you wish to participate in the auction as a seller you arrive at the meeting room at 5:15 or soon thereafter to present your consignments for inclusion in the auction.
- To proceed timely with the auction, we are not able to accept consignments after 6:00 pm on the day of the auction.
- As lots (along with completed auction slips) are presented by consigner, lot numbers are assigned in numerical order, beginning with "1," by a member of the Auction Team (Auctioneer, Auction Record Keeper, or Runner).
- Only numismatic and exomumismatic items may be consigned for auction.
- The maximum number of lots to be auctioned per member is **five (5)**. All consigned items must be appropriately packaged and described.
- Seller may indicate their assessment of the "condition" of the item in the "Description" block of the auction slip.
- The auction slip can be downloaded [here](#).
 - Do not write in the "Lot", "Buyer" and "Sold" sections of the slip!
 - Complete all other sections of the slip.

Viewing:

- Auction lots and their slips will be added to the auctioneer's table and be available for viewing by potential bidders shortly after the consigner presents the lot and its completed auction slip to be included in the auction.
- We recommend that if you wish to participate in the auction as a buyer you arrive at the meeting room at 5:15 or soon thereafter to have the maximum amount of time to view and consider lots.
- The auction begins and viewing concurrently ends promptly at 6:15 pm.
- Once the auction begins, for the auction to proceed without undue delay no further inspection of items consigned for auction will be allowed; nor will the auction be delayed allowing potential bidders to research or discuss consigned items.

- Before the auction starts, if you are interested in bidding for an item, place a hatch mark “/” in the lower right corner of that lot’s auction slip. If there are no hatch marks on an auction slip by the time the auction begins, the associated lot **will not be included** in the auction.

Auctioneer:

- The Auctioneer (a MCCC Officer or Board Member) guides the bidding process.

Bidding:

- Bidders raise their hands or call out bids, with the Auctioneer determining the highest bid.
- Bid increments are at the discretion of the Auctioneer.
- The decision of the Auctioneer as to the winning bid and winning bidder is final.

Runner:

- A Runner (an Officer or Board Member) will carry the lot to the winning bidder and take the payment from the winning bidder to the Auction Record Keeper (an Officer or Board Member).
- “No bid” items will be returned to the consignor by the Runner as soon as the items are identified as having no bid.

Payment:

- Payment must be in cash.
- The Auction Record Keeper will make change, and the Runner will carry the change to the winning bidder before the auction of the next item begins.

Auction Record Keeper:

- The Auction Record Keeper keeps a record of sales.
- As soon as the winning bidder of a lot is determined by the Auctioneer, the lot auction slip is handed by the Auctioneer to the Auction Record Keeper to fill out the “Buyer” and “Sold” (winning bid amount) sections.
- During auction the Auction Record Keeper maintains control of proceeds from each lot; and, once received from the Auctioneer, control of the auction slip related to the lot.

Auction Ends:

- The **auction ends at 7:00 pm** whether there are lots remaining or not.
- Any lots remaining at the end of the auction will be returned to the consigner by the Runner in an orderly fashion by lot order number.

Post-Auction:

- As soon as the auction concludes, consigners whose lots were sold must present themselves to the Auction Record Keeper to receive the proceeds from the sale of each lot.
- The Auction Record Keeper will disperse proceeds in lot number order.

Items for Sale but not Consigned for Auction:

- Members may bring numismatic and exonumismatic items to sell before and after the auction. Such items must be kept under the control of the seller and buyer.
- The MCCC, although supportive of these activities, has no official involvement in such items or the transactions related to them.

"Numismatics, like some aspects of astronomy and natural history, remains a branch of learning in which the amateur can still do valuable work, and it is on the great collecting public, or rather on that part of which is interested in the subject at a scientific level, that the progress of numismatic science largely depends."

Philip Grierson - Professor of Numismatics, University of Cambridge

The Tudor Beasts Collection Part 4: Tudor Dragon

Continuing our visit of the Tudor Beasts Collection, we will take a quick look at the Tudor Dragon coin. Much like the Seymour Unicorn – one of Jane Seymour's beasts – the dragon was a mythical creature, likely to have been inspired by exotic animals, such as snakes, lizards and bats. Although lacking pigmentation in its restored form, historical documents detail that the Hampton Court Palace rendition of the dragon, not unlike the dragon of Wales, would have once possessed a crimson head, back and bat-like wings juxtaposed against a golden underbelly.



The Tudor Dragon serves as a symbol of valor and braver.



*The Tudor Dragon
(bullion version)*

These coins feature the edge inscription 'HAMPTON COURT PALACE · ROYAL
TUDOR BEASTS.'



The obverse of the 2024 coins depicts King Charles

The five pounds coin is 38.61 mm in diameter and weighs two ounces.

Some Scenes from the Coin Show

The following are some scenes from the HUNTSPEX 2025 stamp, postcard and coin show held at the Jaycee Community Building. The show was held May 31 and June 1. A fun time was had by all.













Can You Identify This Coin?

In this section each month a new coin will be pictured, and your task is to see if you can identify it. Can you step up to this numismatic challenge every month? Email you answer to the [newsletter editor](#) and we will publish the names of winners in our next newsletter.



Last month Mike Campbell and Wayne Koger were able to identify the mystery coin, a British 1902 florin.



Members' Notices

Rules for users of the member notice page: All notices are free and should be directed to the [newsletter editor](#) of the Madison County Coin Club newsletter. The person entering the notice must answer all responses to notices. Preference will be given in the following order to notices when the page is oversubscribed in a single month:

1. Research Notices
2. Wanted Items
3. Trades Offered
4. For Sale Items

World Coins, Tokens, Jade, Relics, etc. for sale

Contact: [Steve Young](#), P.O. Box 8031, Huntsville, AL 35808, 334-300-5409.

Buying Tokens

Contact me if you want to buy or sell tokens, medals, pinback buttons, encased coins, etc.

Randy Partin
P.O. Box 276
Scottsboro, AL 35768
AUBRPARTIN@GMAIL.COM



Selling Alabama (Huntsville) Innovation Coins



If you are interested in acquiring the 2024 Alabama Innovation \$1 coin, please contact me. I'm selling them for \$3 each. These are the Philadelphia mint version, and I will bring them to the next Club meeting. If you want any via mail, there would be an additional shipping charge.

Please contact me at: VanHut32@gmail.com .

Thanks, Todd

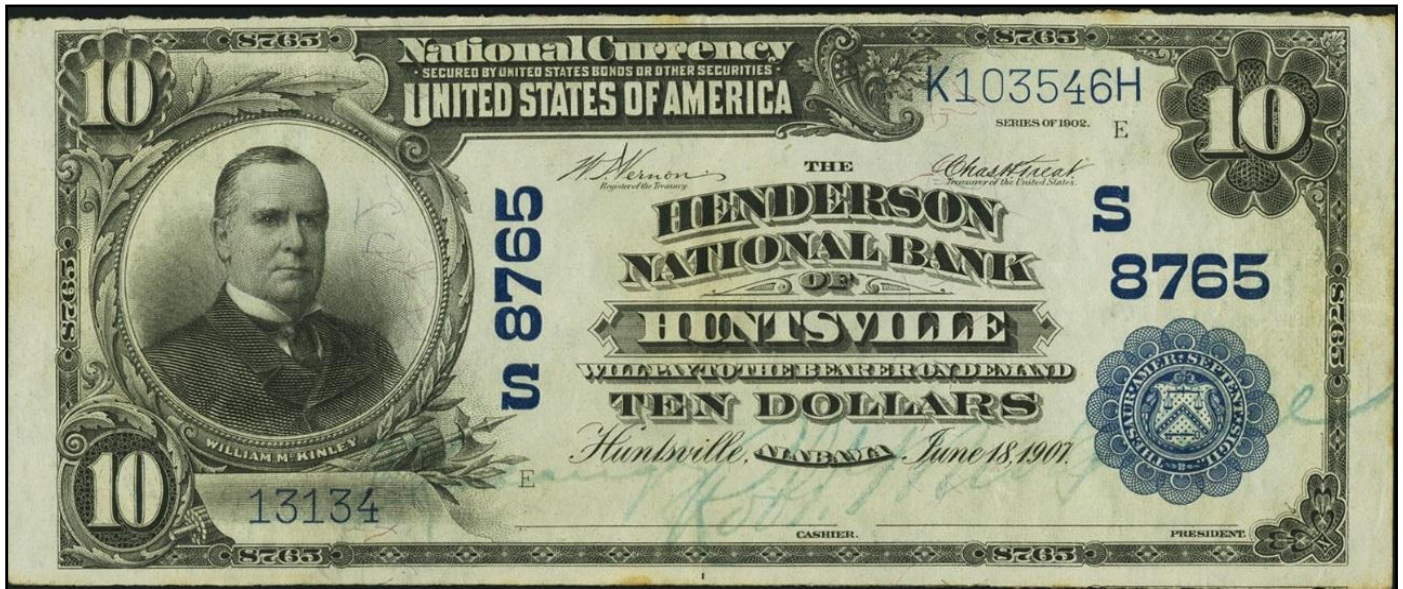
Looking for Alaskan Medals and Tokens



Contact: [Richard](#).




Wanted Alabama Large Size National Banknotes and better Alabama Obsolete Banknotes



Also, postcards portraying Alabama Banks.

Call David at 256-468-5891.



2025 Madison County Coin Club Program Refreshments and Programs Schedule

Meeting Date	Refreshments	Program
January 27	Harold Fears	Randy Partin <i>Civil War Dog Tags</i>
February 17	Shane and Laura Armstrong	Everyone <i>Show and Tell</i>
March 17	Wayne Koger	Todd Hutto <i>Counterfeit Coins</i>
April 21	Pat Douglas/George Steele	Kurt Kelley <i>Part 1- An unissued Confederate War Bond with a story to tell</i> <i>Part 2- The conception of the Lincoln cent</i>
May 19	Ann Fulmer	Chad Thrasher <i>Disappearing Denominations; Which Ones and Why?</i>
June 16	Potluck, Bourse Night, and Auction	
July 14	Aaron Wales	Aaron Wales <i>Elect to Collect: A History Of Coin Collecting</i>
August 18		Everyone <i>Show and Tell</i>
September 15	Doug Glandon	Nathan Burrows <i>TBD</i>
October 20	Keith George	David Hollander <i>The Wonderful World of Banknote Collecting</i>
November 17	Thanksgiving Potluck, Bourse Night, and Auction Election of Officers	
December- NO MEETING		

2025 Coin Shows Within Driving Distance of Huntsville				
Date(s)	Area	Show & Location	Contact Info	Richard's Rating
July 16-19	Bessemer, AL	62nd Alabama State Coin Show 1130 Ninth Ave SW Bessemer, AL Bessemer Civic Center 10 am – 6 pm	Corbitt Chandler 205-616-9385 jcolyn@aol.com	++
July 31-Aug 2	Dalton, GA	66th Blue Ridge Numismatic Association Coin Show Dalton Convention Center I-75 exit 333 2211 Dug Gap Battle Road Dalton, GA Fri-Sat 10 am – 6 pm Sun 10 am – 3 pm	Ronda Leeper 678-232-6982 ronda@leeper.biz www.brna.org	+++
Sept 4-6	Nashville, TN	The International Money Expo Music City Center 201 Rep. John Lewis Way S, Nashville, TN 37203	COL Steven Ellsworth, ret. 703-932-6331 ellsworth@imex.show www.imex.show	++

		Th-Sat 10 am – 5 pm		
Nov 7-9	Chattanooga, TN	Tennessee State Numismatic Society Camp Jordan Arena I-75, Exit 1 Chattanooga, TN Fri & Sat 10 am – 6 pm Sun 10 am – 3 pm	Bob Hurst 321-427-6474 forum@comcast.net www.tsns.org	++

Richard's Rating: Small coin show, no educational programs- **+**
 Medium/Large coin show, no educational programs- **++**
 Large coin show, educational programs and/or exhibits. Worth the drive- **+++**

Visit us on the web at <http://mccc.anacclubs.org/>

Madison County Coin Club

For over twenty years, the Madison County Coin Club has served the north Alabama community by bringing numismatists together for the love of coin collecting. The Club strives to impart knowledge to its members through presentations and personal experiences. Through the sharing of knowledge and experiences, it enhances and enriches coin collecting for the numismatic community. Speaking of our members, we have a vast group of collectors who collect all types of United States coins, as well as foreign coins. Many of our members collect coins from a certain era (19th century, for example), while others collect strictly modern coins. We also have members who collect only a certain type of coin (Seated Coins, Morgan Dollars, and Commemoratives, to name a few). Some members focus solely on foreign coins (for instance English, German, and Chinese) which can span many centuries. This diversification makes our club dynamic, providing something for every type of collector.



Members of the club enjoy several benefits: Monthly lectures, covering a range of numismatic topics.

- Access to the club's extensive numismatic library.
- Monthly notices via email of club events.
- Able to purchase club medals.

We are keen to encourage anybody with an interest in numismatics to join the club. We provide a warm and friendly welcome and are very keen to encourage those new to the study, collecting of coins, tokens, or banknotes.



The club is a member of the American Numismatic Association (Member #C-195870 Region 20, AL & GA), Alabama Numismatic Society (ANS), Georgia Numismatic Association (GNA), and the Florida United Numismatists (FUN).

The Club's Mailing Address

Madison County Coin Club

P.O. Box 12242
Huntsville, AL 35815

Club Officers

President: [Nathan Burrows](#)

Vice President: [Wayne Koger](#)

Secretary:

Treasurer: [Mike Campbell](#)

Board Member: [Kurt Springfield](#)

Librarian: [Ann Fulmer](#)

Board Member: [Todd Hutto](#)

Membership Info: [Mike Campbell](#)

Newsletter Contact: [Harold Fears](#)

Club's YouTube Channel

You can subscribe to our YouTube Channel at [MCCC Meeting](#). There you will find links to both upcoming and past meetings.

Join the Club

The membership form can be found [here](#) on our [website](#).